



# S&K Suitcase Cycle

Your wheels go along with



Features that make S&K Suitcase Cycles and Conversion Kits rugged, durable, top quality and high value:

1. S&K Frame Clamp actually increases strength of frame while allowing easy, instant disassembly.
2. S&K Seat Lock secures seat in position until removal for stowing.
3. S&K Throttle Disconnect makes sure, fast connections.
4. S&K Folding Footpegs and Brake Lever reduce overall width for storing in tighter, smaller areas.
5. S&K T-Handle Clamps lock luggage rack in place without tools.
6. S&K Stand Lock holds the motorcycle in balance, upright, during assembly and disassembly.

## S&K Suitcase Cycle


3013 Airport Avenue  
 Santa Monica Airport  
 Santa Monica, California 90405  
 Telephone (213) 390-4421

All prices are FOB Santa Monica, California.

State motorcycle model number and year of manufacture when ordering kits.

Shipping charges on all kits are prepaid when cash is received with the order.

AVAILABLE THROUGH:



S&K Conversion Kits contain the same high quality components used to modify new Hondas into Suitcase Cycles. No welding, machining or special tools are required for conversion. All S&K parts are completely finished ready for assembly on the motorcycle.

**OPTIONAL ACCESSORIES** □ Cessna Frame Conversion (lowers seat and gas tank for all models. Required for most Cessnas, all Comanches, for baggage compartment loading only. \$39.00 □ Set of three vinyl covers to enclose and protect Suitcase Cycle components. \$49.00 □ Over-seat Saddle Bags in imitation leather. \$9.95

Kits, \$169.95 and \$179.95 (CT-90)

**Skyraker Kit**  
 Adapts the Honda for light aircraft where width dimensions are critical. Four folding footpegs and folding brake lever reduce overall width; a new S&K Shift Lever is provided for some models. Contents otherwise are the same as the Seafarer Kit. Largest section is 22 1/2 x 13 x 37 1/2 inches.

**Seafarer Kit**  
 Fits the Honda into even smaller areas with rear wheel removal provision. Same conversion as Wayfarer kit, plus quick disconnects for rear wheel, muffler and throttle cable. A wheeled fiberglass tray is included to ease loading and protect the vehicle. Largest section is 22 1/2 x 19 x 37 1/2 inches.  
 Kits, \$144.95 and \$154.95 (CT-90)

**Wayfarer Kit**  
 Designed to convert Hondas for easy transport inside station wagons, campers and cars. Kit includes quick disconnects for frame, electrical wiring, seat and luggage rack. Largest section of disassembled Honda is 27 inches high, 19 inches wide, 47 inches long.  
 Kits, \$69.95 and \$79.95 (CT-90)

Do-it-yourself kits for Honda owners and dealers.

S&K Suitcase Cycle Conversion Kits

# S&K Suitcase Cycle

Take along a full-sized Honda  
in your airplane, boat,  
camper or car.



Suitcase Cycles readily stow in sailboats  
and power cruisers, really solve those on-  
shore transportation problems.

S&K Suitcase Cycles  
assemble and disassemble  
in 5 minutes or less without  
the use of tools.

Suitcase Cycles are easily loaded in light  
aircraft, even go in the small baggage doors  
of Cessna 172's.

Available in Conversion Kits for  
do-it-yourselfers, or complete new Hondas  
already converted in our factory.

Put an S&K Suitcase Cycle in a station  
wagon for off-road riding to your hunting  
cabin or duckblind.




## Here's How Easily it Works!

S&K Suitcase Cycles disassemble in 4 easy  
steps — without tools.

- 1** Remove entire front end.
- 2** Remove seat.
- 3** Remove rear wheel (chain remains with  
chassis).
- 4** Place main chassis in special fiberglass  
tray.

Center: The S&K Frame Locking Clamp  
makes it all possible . . . and safe!



# S&K

Suitcase  
Cycle

## Specifications of New Honda S&K Suitcase Cycles

S&K Suitcase Cycle conversions are fully street licensable, and have full Honda safety equipment.

### 70 cc Honda C70 and C70M

6.2 horsepower, single cylinder, overhead  
valve, 4-stroke engine.  
3-speed automatic transmission.  
Automatic clutch.  
Fully equipped to carry 2 people.  
Normal terrain use.

Component Weights:	
Seat	10 lb.
Chassis and tray	90 lb.
Front Section	35 lb.
Rear Wheel	11 lb.
Total Weight	146 lb.

### 90 cc Honda C90

7.5 horsepower, single cylinder, overhead  
camshaft, four-stroke engine.  
3-speed transmission.  
Automatic clutch.  
Fully equipped to carry 2 people.  
Good climbing ability.

Component Weights:	
Seat	10 lb.
Chassis and tray	117 lb.
Front Section	38 lb.
Rear Wheel	12 lb.
Total Weight	177 lb.

### 90 cc Honda CT-90 (Trail 90)

7 horsepower, single cylinder, overhead  
camshaft, four-stroke engine.  
8-speed transmission.  
Automatic clutch.  
Equipped both for street and off-road use.

Component Weights:	
Seat	4 lb.
Chassis and Tray	125 lb.
Front Section	42 lb.
Rear Wheel	15 lb.
Total Weight	186 lb.