

# **THIS FULL SIZE HONDA CAN BE CARRIED IN ALL POPULAR LIGHT AIRCRAFT AND BOATS**



**New Reduced Dimension  
S & K SUITCASE CYCLES  
(modified New Hondas)  
Fit Through  
Small Baggage Doors  
As Found on  
Cessna 172 & 182**

**Pictures for  
Loading in  
Your Aircraft Model  
Available Upon Request**


**GUARANTEED to fit  
in your airplane and  
boat as represented  
or your MONEY BACK**



# S&K Suitcase Cycle

**4** EASY STEPS FOR  
DISASSEMBLY

**2** MINUTES OR LESS  
(No Tools Required)



AUTO  
BOAT  
AIRPLANE




AVAILABLE IN NEW HONDAS ONLY  
50cc, 90cc STANDARD & 90cc TRAIL  
(Slight variations from above in Trail Model)

ONLY AT

## S & K SUITCASE CYCLE

3013 AIRPORT AVENUE  
SANTA MONICA AIRPORT  
SANTA MONICA, CALIF. 90405  
PHONE (213) 390-4421




**NEW**  
**Fiberglass Suitcases**  
**for Boat and Airline use**  
**or**  
**Vinyl Covers for**  
**Light Aircraft**




# S & K FACTORY

CONVERSION OF NEW HONDAS TO A QUICK DISASSEMBLY BIKE WITHOUT THE USE OF TOOLS CONSISTS OF ADDING 90 NEW PARTS REQUIRING NINE WELDING OPERATIONS. ALSO 12 HONDA PARTS ARE MODIFIED.



S & K Bronze positive lock clamp assures a stronger frame than the original.




S & K Stand Lock holds bike in balance during assembly and disassembly.



S & K Seat Lock secures seat until it is desired to quickly remove it.



New folding foot pegs and folding brake lever on all models.



CUSTOM FRONT SECTION GROUP includes detachable handle bar, chrome fender and adjustable headlight. (This modification is necessary for stowing the Suitcase Cycle in the Fiberglass Suitcases.)



Saddle Bag

COMPONENT WEIGHTS		SPECIFICATIONS	
<b>50 CC</b>	<b>WEIGHT</b>		
Seat	10 lbs	4 Stroke Single Cylinder Overhead Valve, 4.5 H.P. 3 Speed Transmission Automatic Clutch	Fully equipped to carry 2 people. Normal terrain
Chassis & Tray	90 lbs		
Front Section	35 lbs		
Rear Wheel	11 lbs		
<b>TOTAL</b>	<b>146 lbs</b>		
<b>90 CC</b>			
Seat	10 lbs	4 Stroke Single Cylinder Overhead Cam, 7.5 H.P. 3 Speed Transmission Automatic Clutch	Fully equipped to carry 2 people – with good climbing ability
Chassis & Tray	117 lbs		
Front Section	38 lbs		
Rear Wheel	12 lbs		
<b>TOTAL</b>	<b>177 lbs</b>		
<b>90 CC TRAIL</b>			
Seat	4 lbs	4 Stroke Single Cylinder Overhead Cam 7.0 H.P. 8 Speed Transmission	Equipped for street or off road use.
Chassis & Tray	125 lbs		
Front Section	42 lbs		
Wheel	15 lbs		
<b>TOTAL</b>	<b>186 lbs</b>		

## S & K SUITCASE CYCLE

3013 AIRPORT AVENUE  
SANTA MONICA AIRPORT  
SANTA MONICA, CALIF. 90405  
PHONE (213) 390-4421